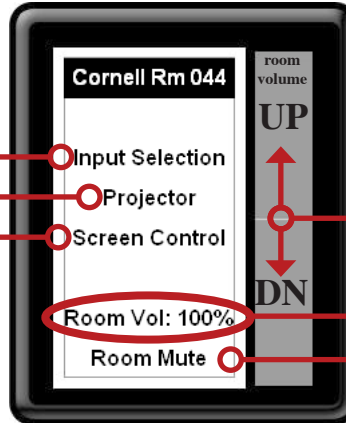


Cornell Hall Lower Level Rooms 40-44

Touch-screen Control Panel Function Map

Simply touch the screen to select or activate indicated device or function.

Main / Default Panel



Control Room Speaker Volume

Slider bar on right increases or decreases speaker output level.

Current level is displayed on panel.

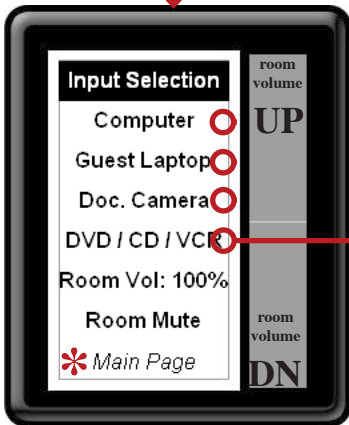
Mute will toggle mute state.

Room Volume control works the same on all panels *except* Projector, Screen, and Scrolling DVD/VCR Controls Screen.

Select A/V Source for Projector and Sympodium display

One device must always be selected; default is the permanent room Computer.

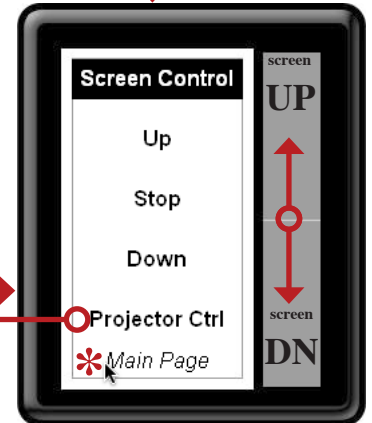
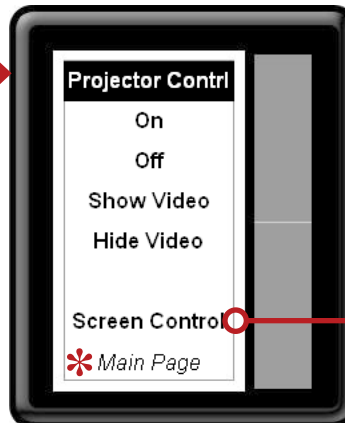
Audio always follows video, except for Doc. Camera; previous selection's audio will remain active when selecting Doc. Cam.



Main Screen Panel

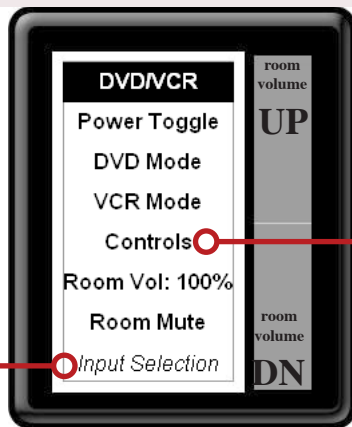
Control system returns here when not being used.

*Main Page option at the bottom other screens will return you to this panel.



Main DVD/VCR Control

Toggle device power, select mode (DVD/CD or VCR), then select Controls to jump to 2nd page with more device controls.



Projector Controls

Turn projector On or Off and control "Blank Screen" mode.

When projector is on, Show and Hide Video (blackscreen) options are available.

Screen should automatically come down or go up with projector state. Screen Control page can control screen independently.

NOTE: It takes time for the projector to warm up or cool down. When projector is in transition, the On or Off will blink, and the control will not accept any other projector commands until transition is complete.

Screen Controls

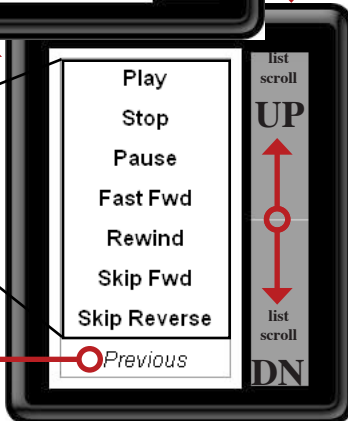
Allows you to change screen position regardless of projector state.

Both slider bar at right and Up and Down entries on main screen area can control screen movement.

NOTE: Screen must be stopped before it can be reversed. Hitting Up or Down while screen is in motion forces a screen Stop instead.

All Controls

- Play
- Stop
- Pause
- Fast Fwd
- Rewind
- Skip Fwd
- Skip Reverse
- Power
- Menu
- Title
- Up
- Down
- Left
- Right
- Enter
- Open/Eject



Scrolling DVD / CD / VCR Controls List

All player controls are found here. Functionality depends on Mode (DVD/CD/VCR). Use the scroll bar at right to scroll up and down the full function list.